





## Safe Work Procedure

Name: Outdoor Lunch Area		Safe work procedure #	
Release date:		Revision date:	
Date of approval:		Management signature:	
Required training: COVID-19 on-farm rules and food safety orientation			
Required Personal Protective Equipment and additional precautions:			
	No jewelry: including bracelets, watches, rings, or necklaces		Long or loose hair must be tied back or contained
	Wash hands according to protocol		Keep a 2-meter distance
Potential Hazards:			
<b>Safe Work Procedure</b>			
<p>Before approaching designated lunch area</p> <ol style="list-style-type: none"> <li>1. Know location of the lunch area</li> <li>2. Wait for your turn if staggered breaks are in effect</li> <li>3. Bring only the items you will need for lunch (e.g. lunch bag)</li> </ol> <p>During lunch</p> <ol style="list-style-type: none"> <li>1. Wash hands before eating</li> <li>2. Always keep 2-meter distance</li> <li>3. Use disinfectant supplies provided, to wipe any shared areas (e.g. table) prior and after use</li> <li>4. Do not share items such as eating utensils, towels, glasses.</li> </ol> <p>After you Finish</p> <ol style="list-style-type: none"> <li>1. Put unwanted food and disposable utensils in designated garbage cans</li> <li>2. Leave your sitting area clean: securely put away your belongings and wipe your area (e.g. table)</li> <li>3. Wash hands</li> <li>4. Keep 2-meter distance</li> </ol> <p>At all times practice respiratory etiquette:</p> <ul style="list-style-type: none"> <li>• Cough or sneeze into elbow sleeve</li> <li>• Dispose of tissues in garbage cans</li> <li>• Wash hands with plain soap and water for at least 20-30 seconds or use an alcohol-based sanitizer often, especially before eating, after using the washroom, before and after work.</li> <li>• Avoid touching your face.</li> </ul> <p style="text-align: center;"><b>REPORT ANY HAZARDOUS SITUATION TO YOUR SUPERVISOR/MANAGER OR EMPLOYER IMMEDIATELY</b></p>			